

## Front Suspension:

Ride Height: \_\_\_\_\_  
 Camber: \_\_\_\_\_  
 Toe: \_\_\_\_\_  
 Anti-Roll Bar: \_\_\_\_\_  
 Arm Type: \_\_\_\_\_  
 Tower Type: \_\_\_\_\_  
 Wheelbase Shim: \_\_\_\_\_  
 Wheel Hex: \_\_\_\_\_  
 Steering Block Type: \_\_\_\_\_  
 Caster Block: -2°  -1°  0°  +1°  +2°   
 Chassis Brace Material: \_\_\_\_\_  
 Top Plate Brace Material: \_\_\_\_\_  
 Front Axles: CVA  DCV   
 Notes: \_\_\_\_\_

Lower Brace Type: Fixed  Pivot



Ball Stud Spacing: \_\_\_\_\_

Arm Mount A: 1°  0.5°   
 Gray  Black



Arm Mount B: 1°  0.5°   
 Gray  Black



Diff Height:  
 +3   
 +2   
 +1   
 +0

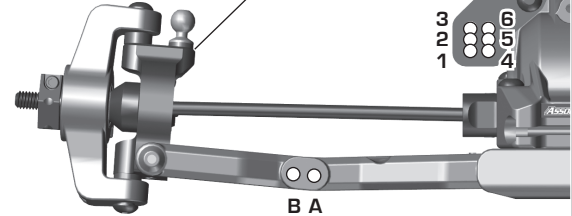


Axle Height:  
 +3  +2  +1  0

Ball Stud Spacing: \_\_\_\_\_

Steering Plate: \_\_\_\_\_

Ball Stud Spacing: \_\_\_\_\_



B A

## Rear Suspension:

Ride Height: \_\_\_\_\_  
 Camber: \_\_\_\_\_  
 Anti-Roll Bar: \_\_\_\_\_  
 Arm Type: \_\_\_\_\_  
 Tower Type: \_\_\_\_\_  
 Wheelbase Shim: \_\_\_\_\_  
 Wheel Hex: \_\_\_\_\_  
 Hub Type: \_\_\_\_\_  
 Drive Shaft Type: \_\_\_\_\_  
 Chassis Brace Material: \_\_\_\_\_  
 Upper Chassis Brace Material: \_\_\_\_\_  
 Hub Spacing: Fwd  Mid  Back   
 Notes: \_\_\_\_\_

Lower Brace Type: Fixed  Pivot



Rear Chassis Brace Screws: \_\_\_\_\_

Arm Mount C: 1°  0.5°   
 Gray  Black



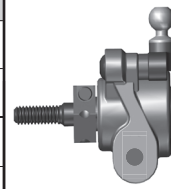
Arm Mount D: 1°  0.5°   
 Gray  Black



Axle Height:  
 ▼0 3▲ +3  
 ▼1 2▲ +2  
 ▲1 2▼ +1  
 ▲0 3▼ +0

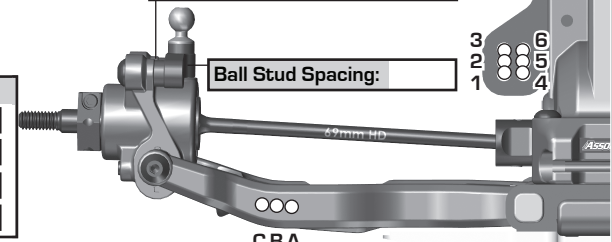
Diff Height:  
 +3   
 +2   
 +1   
 +0

Gearbox:  
 Standard   
 +2



Camber Link Spacing: \_\_\_\_\_

Ball Stud Spacing: \_\_\_\_\_



C B A

## Electronics:

Radio: \_\_\_\_\_ Servo: \_\_\_\_\_  
 EPA: Throttle: \_\_\_\_\_ % Brake: \_\_\_\_\_ %  
 ESC: \_\_\_\_\_  
 ESC Settings: \_\_\_\_\_  
 Motor / Wind: \_\_\_\_\_ Timing: \_\_\_\_\_  
 Pinion: \_\_\_\_\_ Spur: \_\_\_\_\_  
 Motor Position: Forward:  Back:   
 Battery Position:  
 Back 1  2  3  4  5  Forward  
 Battery: \_\_\_\_\_ Weight: \_\_\_\_\_  
 Notes: \_\_\_\_\_

## Differential:

	Front	Center	Rear
Fluid:	_____	_____	_____
Gears:	_____	_____	_____
Type:	_____	_____	_____

Notes: \_\_\_\_\_

## Slipper Clutch:

Type: \_\_\_\_\_  
 # of Pads: \_\_\_\_\_  
 Setting: \_\_\_\_\_  
 Notes: \_\_\_\_\_

## Shocks:

	Front	Rear
Piston:	_____	_____
Thickness:	_____	_____
Fluid:	_____	_____
Spring:	_____	_____
Limiters: Int: _____ Ext: _____ Int: _____ Ext: _____		
Stroke:	_____	_____
Eyelet:	_____	_____
Cup Offset: 0 <input type="checkbox"/> +5 <input type="checkbox"/> +9 <input type="checkbox"/> 0 <input type="checkbox"/> +5 <input type="checkbox"/> +9 <input type="checkbox"/>		
Kashima Bodies: <input type="checkbox"/> Chrome Shafts: <input type="checkbox"/> Machined Spacers: <input type="checkbox"/>		

Notes: \_\_\_\_\_



## Track Info:

Size: \_\_\_\_\_  
 Surface: \_\_\_\_\_  
 Traction: \_\_\_\_\_  
 Moisture: \_\_\_\_\_  
 Condition: \_\_\_\_\_  
 Temperature: \_\_\_\_\_  
 Notes: \_\_\_\_\_

## Tires:

Front Tires: \_\_\_\_\_  
 Front Compound: \_\_\_\_\_  
 Front Insert: \_\_\_\_\_  
 Rear Tires: \_\_\_\_\_  
 Rear Compound: \_\_\_\_\_  
 Rear Insert: \_\_\_\_\_  
 Wheel (F/R): \_\_\_\_\_  
 Notes: \_\_\_\_\_

## Body, Weight:

Body: \_\_\_\_\_  
 Front Wing: \_\_\_\_\_  
 Rear Wing: \_\_\_\_\_  
 Rear Wing Mount: 0  -2   
 Wing Angle: 0°  3°  6°   
 Chassis Length: \_\_\_\_\_  
 Total Vehicle Weight: \_\_\_\_\_  
 Notes: \_\_\_\_\_

## Vehicle Comments:

Notes: \_\_\_\_\_  
 \_\_\_\_\_  
 \_\_\_\_\_  
 \_\_\_\_\_